



- Provides 10 antenna Ports in a slim-line form factor
- Optimized Azimuth patterns for Min Inter-Sector Interference
- Industry leading Minimal Wind-Load design

- 700, 850, PCS, AWS & WCS bands in one antenna
- AISG & 3GPP compliant internal (RET) with Smart Bias T
- AWS & PCS Cross band PIM >159dBc

The Quintel MultiServ™ Multiband 10 Port Antenna with patented QTilt™ technology uniquely delivers 3 independent services in a single slim-line antenna. This enables existing antenna network sites to be upgraded constraint free to add new services such as LTE for 700, 850, PCS, AWS and WCS bands with the replacement of one antenna. The QS86510-5 also provides 4x1695-1780+2110-2400MHz & 4x1850-1990MHz ports as two side-by-side (CLA-2X) arrays, each set of 4x ports having independent tilt, or for connection to 2T4R/4T4R services.

Electrical Characteristics	2x Ports 1&2		4x Ports 3-6			4x Ports 7-10
	Operating Frequency (MHz)	698-894		1695-1780 and 2110-2400		
	698-806	816-894	1695-1780	2110-2180	2300-2400	1850-1990
Azimuth beamwidth ¹	63°	60°	68°	60°	59°	68°
Elevation beamwidth ¹	10.0°	8.5°	6.5°	5.0°	4.5°	5.5°
Gain ¹ (dBi)	14.0	14.2	16.2	16.7	17.0	16.0
Polarization	±45°		±45°			±45°
Electrical down-tilt range	2°-10°		2°-7°			2°-7°
Upper SLL (20° > mainbeam) ¹	-18dB	-16dB	-18dB	-18dB	-18dB	-17dB
Front to Back Ratio(180°±10°) ¹	≥26dB	≥25dB	≥27dB	≥30dB	≥30dB	≥27dB
Port to Port isolation ¹	≥30dB	≥29dB	≥30dB	≥30dB	≥30dB	≥30dB
Return loss (VSWR)	14dB(1.5)	14dB(1.5)	14dB(1.5)	14dB(1.5)	14dB(1.5)	14dB(1.5)
X Polar Discrimination (at 0°)	>15dB	>15dB	>20dB	>17dB	>18dB	>17dB
Max Power handling (per any port)	500 watts		250 watts			250 watts
Total Composite Power (all ports)	1750 watts					
PIM (3 rd Order) (2x43dBm)	>153dBc		>153dBc			>153dBc
XBand PIM (3 rd Order) (2x43dBm)	>159dBc					

¹ Typical Performance across frequency and Downtilt.



Mechanical Characteristics	
Dimensions	L 96"(2438mm) x W 12"(304mm) x D 9.6"(245mm)
Weight (excl mounting brackets)	116lbs (52.6kg)
No. of Connectors	10x 4.3-10.0 DIN Female Long Neck
Max Wind Speed	150mph (67m/s)
Equivalent Flat Plate Area	4.2ft ² (0.39m ²)
Wind Load @ 160km/h (45m/s)	Front: 841N (189 lbs), Side: 555N (125 lbs)

Fully Integrated RET Characteristics	
AISG Standards	V1.1, V 2.0 and 3GPP
Factory Default	AISG 2.0
Surge immunity	IEC 61000-4-5:2005 4KV(AISG PIN)
Device Type	SRET Type 1
AISG Data rate	9.6 kbps
No of connectors	1in/1out.
Connector type	IEC 60130-9 (Ed 3.0)
MTBF	36,000 Operational moves



All specifications are subject to change without notice. Please contact your Quintel representative for complete information.






RET Configuration


The Quintel MultiServ™ Multiband 10 Port Antenna has the following Array, RF Port and AISG I/O Configurations.

The 10-Port array topology consists of 3 radiating arrays:

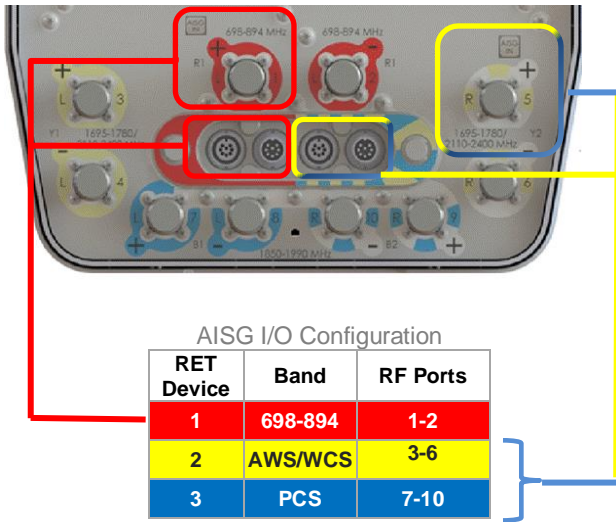
R1 – 698-894MHz
Y1/B1 – 1695-2400MHz
Y2/B2 – 1695-2400MHz

RF Connector Port Configuration

	Ports	Freq (MHz)	
R1	1-2	698-894	
Y1	3-4	1695-1780/ 2110-2400	
Y2	5-6	1695-1780/ 2110-2400	
B1	7-8	1850-1990	
B2	9-10	1850-1990	



The RET Devices can be communicated with either via the designated external AISG connector or RF Port as shown below.



AISG I/O Configuration

RET Device	Band	RF Ports
1	698-894	1-2
2	AWS/WCS	3-6
3	PCS	7-10

Multiband Optimization

The Quintel MultiServ™ Multiband 10 Port Antenna is an ideal solution for independently optimizing multiple services when rapidly introducing new technologies. Technology agnostic, each pair of ports provides flexibility for existing and future technologies such as CDMA/EVDO, GSM/EDGE, UMTS/HSPA, and LTE and advanced 2T4R and 4T4R MIMO implementations at high-bands.

The tilt of each service is controlled independently via internal RET actuators compliant to AISG1.1, AISG2.0 and 3GPP protocols. The QS86510-5 provides a total of 3 independent tilts:

- 1x(698-894MHz)
- 1x Left & Right Array (1695-1780 and 2110-2400MHz)
- 1x Left & Right Array (1850-1990MHz)

Design Optimization

All Quintel antennas use the same mechanical mounting brackets thus making maintenance swaps easy and future proof. All Quintel Antennas also have Azimuth patterns optimized with network design and deployment in mind. The 3dB Azimuth beamwidth is ~65° as with most Antennas, but we have optimized how the pattern rolls-off and where the sidelobes emerge such that there is minimal Inter-Sector Interference when 3x sectors are deployed. For interference limited networks, we can deliver 25% more capacity.

The QS86510-5 10-Port antenna has been designed for delivering best in class, maximum PIM performance. This includes using 4.3-10.0 connectors externally and internally for all array diplexing filters used with our QTilt™ technology.

About Quintel

Quintel is a leading innovator in the design, development, and delivery of network-efficient antenna solutions for wireless operators worldwide. The company's products enable global wireless operators to independently deploy and optimize multiple air interfaces or services on a single standard antenna platform. Quintel is the only antenna maker whose products can increase a wireless network's capacity and provide additional services, without increasing the number or size of antennas. Quintel is headquartered in Rochester, New York with additional offices throughout North America and Europe. More information about Quintel is available at www.quintelsolutions.com.

Tel (Americas): +1 (585) 420-8720
Tel (EMEA): +44 (0)1908 231 362
info@quintelsolutions.com

THIS DOCUMENT PROVIDES A GENERAL DESCRIPTION OF THE PRODUCT AND SHALL NOT FORM PART OF ANY CONTRACT.
© 2015 Quintel Technology Limited. All rights reserved. Quintel and the Quintel logo are registered trademarks Quintel Technology Limited. All other trademarks are the property of their respective owners.