



- Independent Tilts at 700 & 850MHz on 4T4R Dual-Band Radios
- Optimized Azimuth patterns for Min Inter-Sector Interference
- Industry leading Minimal Wind-Load Radome design

- Full length Low & High-band Arrays for optimal VBW & Gain
- Best in class Quality and Internal PIM performance
- Designed to minimize External PIM

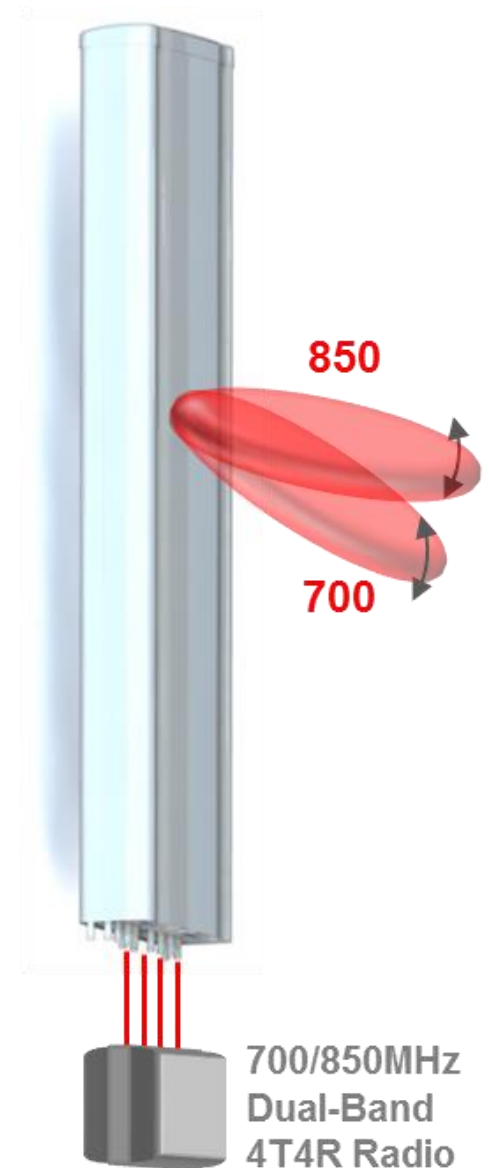
Electrical Characteristics	4x Ports 1 2 3 4		8x Ports 5 6 7 8 & 9 10 11 12			
	698-803 & 824-894		1695-2400			
Operating Frequency (MHz)	698-803	824-894	1695-1780	1850-1990	2110-2180	2300-2400
Peak Gain (dBi)	15.4	16.3	16.8	17.4	17.4	18.6
Azimuth beamwidth ¹	70°	61°	71°	67°	68°	57°
Elevation beamwidth ¹	9.6°	8.4°	6.3°	5.6°	5.1°	4.7°
Gain ¹ (dBi)	14.5	15.1	16.0	16.6	16.6	17.8
Polarization	2x ±45°		4x ±45°			
Electrical down-tilt range	2°-12°	2°-12°	4x 0°-9°			
USLS 20°>mainbeam (dB)	>17	>15	>18	>18	>17	>16
FTB at 180°±10° (dB) ¹	32	35	38	38	40	36
Port to Port isolation ¹	30	30	29	32	30	32
Return loss/VSWR (dB)	14/1.5	14/1.5	14/1.5	14/1.5	14/1.5	14/1.5
X Polar at 0° (dB)	15	15	18	16	17	19
Max Power handling (port)	300 Watts		250 Watts			
Max Power (all ports)	1100 Watts					
PIM (dBc: 2x43dBm)	>153		>153			

¹ Typical Performance across ports, frequencies and Downtilt.

Mechanical Characteristics

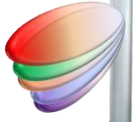
Dimensions	L 96"(2438mm) x W 22"(558mm) x D 9.6"(245mm)
Weight (excl mounting brackets)	211lbs (95.9kg)
No. of Connectors	12x 4.3-10.0 DIN Female Long Neck
Max Wind Speed	150mph (67m/s)
Equivalent Projected Area ²	Front: 13.3ft ² (1.24m ²) Side: 4.2ft ² (0.39m ²)
Wind Load ² @ 161km/h (45m/s)	Front: 339lbs (1508N), Side: 107lbs (476N)
Operating Temperature	-40°C to +65°C

² Equivalent Projected Area and Wind Load derived from simulation measurements.
Equivalent Projected Area assumed C_d=1



Tel: +1 (585) 420-8720
info@quintelsolutions.com
www.quintelsolutions.com

THIS DOCUMENT PROVIDES A GENERAL DESCRIPTION OF THE PRODUCT AND SHALL NOT FORM PART OF ANY CONTRACT.
© 2020 Quintel USA, Inc. All rights reserved. Quintel and the Quintel logo are registered trademarks Quintel Cayman Limited.



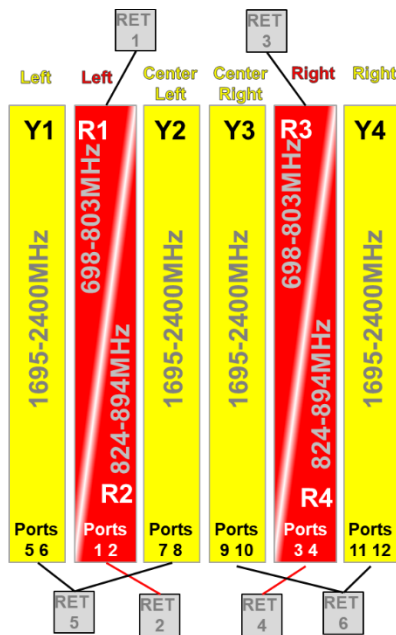
- Independent Tilts at 700 & 850MHz on 4T4R Dual-Band Radios
- Optimized Azimuth patterns for Min Inter-Sector Interference
- Industry leading Minimal Wind-Load Radome design

- Full length Low & High-band Arrays for optimal VBW and Gain
- Best in class Quality and Internal PIM performance
- Designed to minimize External PIM

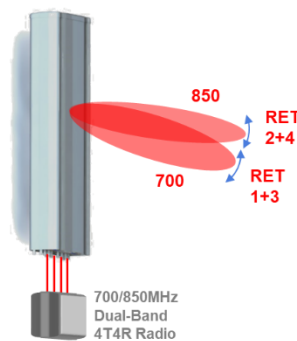
Fully Integrated RET Characteristics

Protocol	V 1.1/2.0/3GPP (SRET Type 1)
Surge immunity	IEC 61000-4-5:2005 4KV(AISG PIN)
AISG Data rate	9.6 kbps
RET Connectors	2x 8-Pin DIN Female & 2x 8-Pin DIN Male

Port Layout, Array Configuration and RET ID



RET ID	Ports		Arrays		Freq Range
1	1	2	R1		698-803MHz
2	1	2	R2		824-894MHz
3			3	4	R3 698-803MHz
4			3	4	R4 824-894MHz
5	5	6	7	8	Y1 Y2 1695-2400MHz
6	9	10	11	12	Y3 Y4 1695-2400MHz



Tel: +1 (585) 420-8720
info@quintelsolutions.com
www.quintelsolutions.com

THIS DOCUMENT PROVIDES A GENERAL DESCRIPTION OF THE PRODUCT AND SHALL NOT FORM PART OF ANY CONTRACT.
 © 2020 Quintel USA, Inc. All rights reserved. Quintel and the Quintel logo are registered trademarks Quintel Cayman Limited.