



- Independent Tilts at 700 & 850MHz on 4T4R Dual-Band Radios
- Optimized Azimuth patterns for Min Inter-Sector Interference
- Industry leading Minimal Wind-Load Radome design

- Full length Low & High-band Arrays for optimal VBW & Gain
- Best in class Quality and Internal PIM performance
- Designed to minimize External PIM

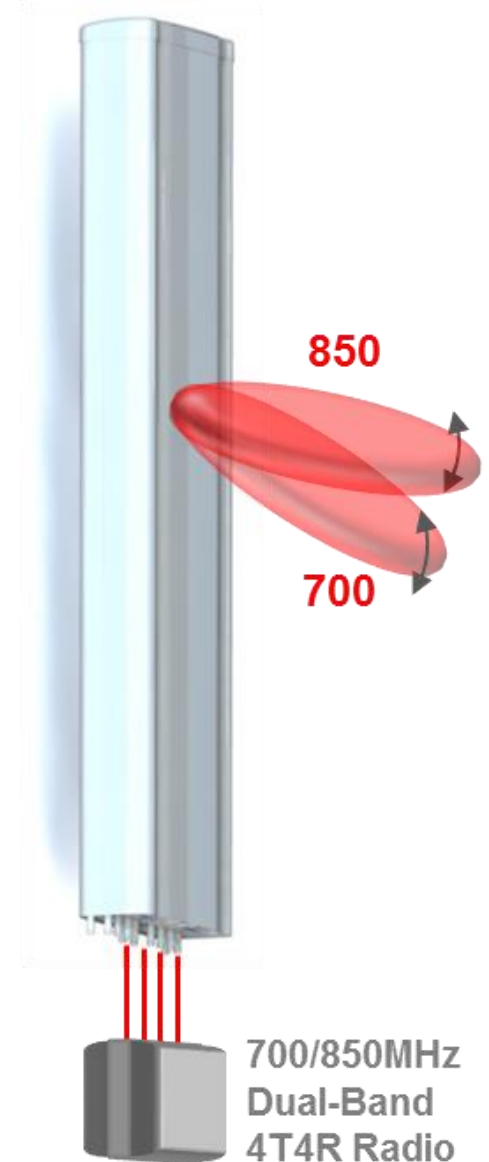
Electrical Characteristics	4x Ports <b>1 2 3 4</b>		8x Ports <b>5 6 7 8</b>			
	698-806 & 824-894		1695-2400			
Operating Frequency (MHz)	698-806	824-894	1695-1780	1850-1990	2110-2180	2300-2400
Peak Gain (dBi)	14.5	15.6	16.8	17.6	18.1	18.3
Azimuth beamwidth <sup>1</sup>	75°	68°	63°	61°	56°	55°
Elevation beamwidth <sup>1</sup>	9.3°	8.0°	6.5°	5.9°	5.2°	4.7°
Gain <sup>1</sup> (dBi)	13.8	14.7	16.0	16.8	17.1	17.4
Polarization	2x ±45°		2x ±45°			
Electrical down-tilt range	2°-12°	2°-12°	2x 0°-9°			
USLS 20°>mainbeam (dB)	>12	>12	>18	>18	>17	>16
FTB at 180°±10° (dB) <sup>1</sup>	26	28	35	35	38	37
Port to Port isolation <sup>1</sup>	25	25	25	25	25	25
Return loss/VSWR (dB)	14/1.5	14/1.5	14/1.5	14/1.5	14/1.5	14/1.5
X Polar at 0° (dB)	15	15	18	15	18	18
Max Power handling (port)	300 Watts		250 Watts			
Max Power (all ports)	1100 Watts					
PIM (dBc: 2x43dBm)	>153		>153			

<sup>1</sup> Typical Performance across ports, frequencies and Downtilt.

## Mechanical Characteristics

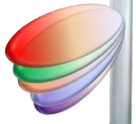
Dimensions	L 96"(2438mm) x W 18.1"(460mm) x D 9.6"(245mm)
Weight (excl mounting brackets)	163lbs (59.1kg)
No. of Connectors	8x 4.3-10.0 DIN Female Long Neck
Max Wind Speed	150mph (67m/s)
Equivalent Projected Area <sup>2</sup>	Front: 11.0ft <sup>2</sup> (1.02m <sup>2</sup> ) Side: 3.4ft <sup>2</sup> (0.31m <sup>2</sup> )
Wind Load <sup>2</sup> @ 161km/h (45m/s)	Front: 280lbs (1244N), Side: 86lbs (383N)
Operating Temperature	-40°C to +65°C

<sup>2</sup> Equivalent Projected Area and Wind Load derived from simulation measurements.  
Equivalent Projected Area assumed C<sub>d</sub>=1



Tel: +1 (585) 420-8720  
[info@quintelsolutions.com](mailto:info@quintelsolutions.com)  
[www.quintelsolutions.com](http://www.quintelsolutions.com)

THIS DOCUMENT PROVIDES A GENERAL DESCRIPTION OF THE PRODUCT AND SHALL NOT FORM PART OF ANY CONTRACT.  
© 2020 Quintel USA, Inc. All rights reserved. Quintel and the Quintel logo are registered trademarks Quintel Cayman Limited.



- Independent Tilts at 700 & 850MHz on 4T4R Dual-Band Radios
- Optimized Azimuth patterns for Min Inter-Sector Interference
- Industry leading Minimal Wind-Load Radome design

- Full length Low & High-band Arrays for optimal VBW and Gain
- Best in class Quality and Internal PIM performance
- Designed to minimize External PIM

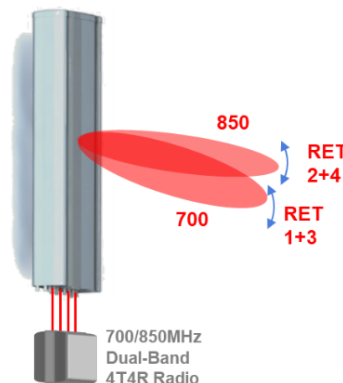
### Fully Integrated RET Characteristics

Protocol	V 1.1/2.0/3GPP (SRET Type 1)
Surge immunity	IEC 61000-4-5:2005 4KV(AISG PIN)
AISG Data rate	9.6 kbps
RET Connectors	1x 8-Pin DIN Female & 1x 8-Pin DIN Male

### Port Layout, Array Configuration and RET ID



RET ID	Ports		Arrays		Freq Range
1	1	2	R1		698-806MHz
2	1	2	R2		824-894MHz
3		3	4	R3	698-806MHz
4		3	4	R4	824-894MHz
5	5	6	Y1		1695-2400MHz
6		7	8	Y2	1695-2400MHz



Tel: +1 (585) 420-8720  
[info@quintelsolutions.com](mailto:info@quintelsolutions.com)  
[www.quintelsolutions.com](http://www.quintelsolutions.com)

THIS DOCUMENT PROVIDES A GENERAL DESCRIPTION OF THE PRODUCT AND SHALL NOT FORM PART OF ANY CONTRACT.  
© 2020 Quintel USA, Inc. All rights reserved. Quintel and the Quintel logo are registered trademarks Quintel Cayman Limited.